

I-20

Radius: **4.9 to 14.0 m**
 Flow: **0.07 to 3.23 m³/hr; 1.2 to 53.8 l/min**
 Inlet: **¾"**

FEATURES

- Models plastic riser: Shrub, 10 cm, 15 cm, 30 cm
 - Models stainless steel riser: 10 cm, 15 cm
 - Arc setting: 50° to 360°
 - Factory installed rubber cover
 - Through-the-top arc adjustment
 - QuickCheck™ arc mechanism
 - Water lubricated gear-drive
 - Nozzle choices: 34
 - Nozzle racks: 1.5 to 8.0 Blue, 2.0 to 4.0 Low Angle Grey, 0.50 to 3.0 Short Radius Black, 6.0 to 13.0 Green, MPR-20, MPR-30, MPR-35
 - Warranty period: 5 years
- ▶ Automatic arc return
 - ▶ Non-strippable drive
 - ▶ Part- and full-circle in one model
 - ▶ Headed and slotted set screw
 - ▶ FloStop® control
 - ▶ Optional reclaimed water ID
 - ▶ Stainless steel riser
 - ▶ Drain check valve (up to 3 m of elevation)

OPERATING SPECIFICATIONS

- Radius: 4.9 to 14.0 m
- Flow: 0.07 to 3.23 m³/hr; 1.2 to 53.8 l/min
- Recommended pressure range: 1.7 to 4.5 bar; 170 to 450 kPa
- Operating pressure range: 1.4 to 7.0 bar; 140 to 700 kPa
- Precipitation rates: 10 mm/hr approximately
- Nozzle trajectory: Standard = 25°, Low angle = 13°

▶ = *Advanced Feature descriptions on page 18*



I-20 Reclaimed
 Available as a factory installed option on all models



I-20-00
 Overall height: 20 cm
 Exposed diameter: 4.5 cm
 Inlet size: ¾"



I-20-04
 Overall height: 19 cm
 Pop-up height: 10 cm
 Exposed diameter: 4.5 cm
 Inlet size: ¾"



I-20-06
 Overall height: 25 cm
 Pop-up height: 15 cm
 Exposed diameter: 4.5 cm
 Inlet size: ¾"



I-20-12
 Overall height: 43 cm
 Pop-up height: 30 cm
 Exposed diameter: 4.5 cm
 Inlet size: ¾"

I-20 (PLASTIC) - SPECIFICATION BUILDER: ORDER 1 + 2 + 3 + 4

1 Model	2 Standard Features	3 Feature Options	4 Nozzle Options
I-20-00 = Shrub I-20-04 = 10 cm Pop-up I-20-06 = 15 cm Pop-up I-20-12 = 30 cm Pop-up	Adjustable arc, plastic, check valve, 8 standard nozzles, and 4 low-angle nozzles	(blank) = no option NCV = Without check valve (only available on 10 cm model) R = Reclaimed water ID	Blue 1.5 - 8.0 Grey Low Angle Black Short Radius Green High Flow MPR-25-Q, T, H, F MPR-30-Q, T, H, F MPR-35-Q, T, H, F 1.5 to 4.0 = only nozzles 1.5 - 4.0 can be factory-installed

I-20 (STAINLESS STEEL) - SPECIFICATION BUILDER: ORDER 1 + 2 + 3 + 4

1 Model	2 Standard Features	3 Feature Options	4 Nozzle Options
I-20-04-SS = 10 cm Pop-up I-20-06-SS = 15 cm Pop-up	Adjustable arc, stainless steel, check valve, 8 standard nozzles, and 4 low-angle nozzles	(blank) = no option NCV = Without check valve (only available on 10 cm model) R = Reclaimed water ID	Blue 1.5 - 8.0 Grey Low Angle Black Short Radius Green High Flow MPR-25-Q, T, H, F MPR-30-Q, T, H, F MPR-35-Q, T, H, F 1.5 to 4.0 = only nozzles 1.5 - 4.0 can be factory-installed

Examples:

- I-20-04 = 10 cm Pop-up, adjustable arc
- I-20-12 - R - 4.0 = 30 cm Pop-up, adjustable arc, check valve, with reclaimed water ID, and 4.0 nozzle
- I-20-06-SS - R - 3.0 = 15 cm Pop-up, adjustable arc, stainless steel riser, with reclaimed water ID, and 3.0 nozzle

ROTORS

PGP® ULTRA & I-20 PRB

PRESSURE REGULATED BODY

Radius: **4.9 to 14.0 m**
 Flow: **0.07 to 2.22 m³/hr; 1.2 to 36.0 l/min**
 Inlet: **¾"**

FEATURES

- Models:
 - PGP Ultra: 10 cm
 - I-20: 10 cm, 15 cm
- Arc setting: 50° to 360°
- Factory installed rubber cover
- Through-the-top arc adjustment
- QuickCheck™ arc mechanism
- Water lubricated gear-drive
- Nozzle choices: 30
- Nozzle racks: 1.5 to 8.0 Blue, 2.0 to 4.5 Low Angle Gray, 0.50 to 3.0 Black, MPR-25, MPR-30, MPR-35
- Warranty period: 5 years
- ▶ Pressure Regulated Body
- ▶ Automatic arc return
- ▶ Non-strippable drive
- ▶ Part- and full-circle in one model
- ▶ Headed and slotted set screw
- ▶ Reclaimed water ID
- ▶ Drain check valve (up to 3 m of elevation)



PGP-04-PRB

Overall height: 22 cm
 Pop-up height: 10 cm
 Exposed diameter: 4.5 cm
 Inlet size: ¾"

OPERATING SPECIFICATIONS

- Radius: 4.9 to 14.0 m
- Flow: 0.07 to 2.22 m³/hr; 1.2 to 36.0 l/min
- Nozzle discharge pressure: 3.1 bar; 310 kPa
- Operating pressure range: 1.7 to 4.5 bar; 170 to 450 kPa
- Precipitation rates: 10 mm/hr approximately
- Nozzle trajectory: Std = 25°, Low Angle = 13°

▶ = Advanced Feature descriptions on page 18



I-20-04-PRB

Overall height: 22 cm
 Pop-up height: 10 cm
 Exposed diameter: 4.5 cm
 Inlet size: ¾"



I-20-06-PRB

Overall height: 27 cm
 Pop-up height: 15 cm
 Exposed diameter: 4.5 cm
 Inlet size: ¾"



Pressure Regulation

Continual operating pressure of 3.1 bar; 310 kPa

PGP-ULTRA-PRB - SPECIFICATION BUILDER: ORDER 1 + 2 + 3 + 4

1 Model	2 Standard Features	3 Feature Options	4 Nozzle Options
PGP-04-PRB = 10 cm Pop-up	Adjustable arc, plastic riser, Pressure Regulated Body, 8 standard nozzles, and 4 low-angle nozzles	(blank) = No option CV = Drain check valve CV-R = Drain check valve and reclaimed water ID	Blue 1.5 - 8.0 Gray Low Angle Black Short Radius MPR-25, 30, 35 - Q, T, H, F 1.5 to 4.0 = only nozzles 1.5 - 4.0 can be factory-installed

Examples:

PGP-04-PRB = 10 cm Pop-up, adjustable arc, pressure regulated body
 PGP-04-PRB - 2.5 = 10 cm Pop-up, adjustable arc, Pressure Regulated Body and 2.5 nozzle

I-20 (PLASTIC)-PRB - SPECIFICATION BUILDER: ORDER 1 + 2 + 3 + 4

1 Model	2 Standard Features	3 Feature Options	4 Nozzle Options
I-20-04-PRB = 10 cm Pop-up I-20-06-PRB = 15 cm Pop-up	Adjustable arc, plastic riser, check valve, Pressure Regulated Body, 8 standard nozzles, and 4 low-angle nozzles	(blank) = No option R = Drain check valve and reclaimed water ID	Blue 1.5 - 8.0 Gray Low Angle Black Short Radius MPR-25, 30, 35 - Q, T, H, F 1.5 to 4.0 = only nozzles 1.5 - 4.0 can be factory-installed

I-20 (STAINLESS)-PRB - SPECIFICATION BUILDER: ORDER 1 + 2 + 3 + 4

1 Model	2 Standard Features	3 Feature Options	4 Nozzle Options
I-20-04-SS-PRB = 10 cm Pop-up I-20-06-SS-PRB = 15 cm Pop-up	Adjustable arc, plastic riser, Pressure Regulated Body, 8 standard nozzles, and 4 low-angle nozzles	(blank) = No option R = Drain check valve and reclaimed water ID	Blue 1.5 - 8.0 Gray Low Angle Black Short Radius MPR-25, 30, 35 - Q, T, H, F 1.5 to 4.0 = only nozzles 1.5 - 4.0 can be factory-installed

Examples:

I-20-04-PRB = 10 cm Pop-up, adjustable arc, pressure regulated body
 I-20-06-SS-PRB - R - 3.0 = 15 cm Pop-up, adjustable arc, stainless steel riser, Pressure Regulated Body, with reclaimed water ID, and 3.0 nozzle

PGP® ULTRA / I-20 / PRB BLUE STANDARD NOZZLE PERFORMANCE DATA

Nozzle	Pressure		Radius m	Flow		Precip mm/hr	
	bar	kPa		m ³ /hr	l/min	■	▲
1.5 ● Blue	1.7	170	8.8	0.27	4.5	7	8
	2.0	200	9.1	0.29	4.8	7	8
	2.5	250	9.4	0.32	5.4	7	8
	3.0	300	9.8	0.35	5.9	7	9
	3.5	350	9.8	0.38	6.4	8	9
	4.0	400	9.8	0.41	6.8	9	10
	4.5	450	9.4	0.43	7.2	10	11
2.0 ● Blue	1.7	170	10.1	0.32	5.4	6	7
	2.0	200	10.1	0.35	5.8	7	8
	2.5	250	10.1	0.39	6.5	8	9
	3.0	300	10.4	0.43	7.2	8	9
	3.5	350	10.4	0.47	7.8	9	10
	4.0	400	10.4	0.50	8.3	9	11
	4.5	450	10.4	0.53	8.8	10	11
2.5 ● Blue	1.7	170	10.1	0.39	6.6	8	9
	2.0	200	10.4	0.43	7.1	8	9
	2.5	250	10.7	0.48	8.0	8	10
	3.0	300	10.7	0.54	8.9	9	11
	3.5	350	10.7	0.58	9.7	10	12
	4.0	400	10.7	0.62	10.4	11	13
	4.5	450	10.7	0.66	11.1	12	13
3.0 ● Blue	1.7	170	10.7	0.50	8.4	9	10
	2.0	200	10.7	0.54	9.1	10	11
	2.5	250	11.0	0.61	10.2	10	12
	3.0	300	11.6	0.68	11.4	10	12
	3.5	350	11.9	0.74	12.3	10	12
	4.0	400	11.9	0.79	13.2	11	13
	4.5	450	11.9	0.84	14.0	12	14
4.0 ● Blue	1.7	170	11.3	0.68	11.3	11	12
	2.0	200	11.6	0.73	12.2	11	13
	2.5	250	11.9	0.81	13.6	12	13
	3.0	300	12.2	0.90	15.0	12	14
	3.5	350	12.2	0.97	16.2	13	15
	4.0	400	12.5	1.04	17.3	13	15
	4.5	450	12.5	1.10	18.3	14	16
5.0 ● Blue	1.7	170	11.3	0.84	14.0	13	15
	2.0	200	11.6	0.91	15.2	14	16
	2.5	250	11.9	1.02	17.1	15	17
	3.0	300	12.8	1.14	19.0	14	16
	3.5	350	12.8	1.24	20.6	15	17
	4.0	400	12.8	1.32	22.1	16	19
	4.5	450	12.8	1.41	23.4	17	20
6.0 ● Blue	1.7	170	11.6	1.01	16.8	15	17
	2.0	200	11.9	1.09	18.2	15	18
	2.5	250	12.2	1.22	20.4	16	19
	3.0	300	13.1	1.36	22.7	16	18
	3.5	350	13.1	1.47	24.5	17	20
	4.0	400	13.4	1.57	26.2	18	20
	4.5	450	13.4	1.67	27.9	19	21
8.0 ● Blue	1.7	170	11.3	1.35	22.5	21	25
	2.0	200	11.9	1.46	24.3	21	24
	2.5	250	12.5	1.63	27.2	21	24
	3.0	300	13.4	1.81	30.2	20	23
	3.5	350	13.7	1.95	32.6	21	24
	4.0	400	14.0	2.09	34.8	21	25
	4.5	450	14.0	2.22	36.9	23	26

PGP ULTRA / I-20 / PRB GREY LOW ANGLE NOZZLE PERFORMANCE DATA

Nozzle	Pressure		Radius m	Flow		Precip mm/hr	
	bar	kPa		m ³ /hr	l/min	■	▲
2.0 ● LA Grey	1.7	170	7.3	0.33	5.6	12	14
	2.0	200	7.6	0.36	6.0	12	14
	2.5	250	7.9	0.40	6.7	13	15
	3.0	300	8.2	0.45	7.4	13	15
	3.5	350	8.5	0.48	8.0	13	15
	4.0	400	8.8	0.52	8.6	13	15
	4.5	450	9.1	0.55	9.1	13	15
2.5 ● LA Grey	1.7	170	7.9	0.44	7.3	14	16
	2.0	200	8.2	0.47	7.9	14	16
	2.5	250	8.8	0.53	8.8	14	16
	3.0	300	9.4	0.59	9.8	13	15
	3.5	350	10.1	0.64	10.6	13	15
	4.0	400	10.4	0.68	11.3	13	15
	4.5	450	10.7	0.72	12.0	13	15
3.5 ● LA Grey	1.7	170	8.5	0.58	9.7	16	18
	2.0	200	8.8	0.62	10.3	16	18
	2.5	250	9.1	0.68	11.4	16	19
	3.0	300	10.1	0.75	12.5	15	17
	3.5	350	10.7	0.80	13.3	14	16
	4.0	400	11.0	0.85	14.1	14	16
	4.5	450	11.3	0.89	14.8	14	16
4.5 ● LA Grey	1.7	170	8.2	0.71	11.8	21	24
	2.0	200	8.8	0.76	12.7	19	23
	2.5	250	9.1	0.84	14.1	20	23
	3.0	300	10.1	0.93	15.5	18	21
	3.5	350	10.7	1.00	16.6	18	20
	4.0	400	11.0	1.06	17.6	18	20
	4.5	450	11.3	1.12	18.6	18	20

PGP ULTRA / I-20 / PRB NOZZLES



Blue Standard / Grey Low Angle (P/N 782900)

Nozzle screw allows you to adjust the way you want to. Square top nozzle makes installation easy.

PGP Ultra



Note:

All precipitation rates calculated for 180° operation. For the precipitation rate for a 360° sprinkler, divide by 2.

ROTORS

ROTORS

PGP® ULTRA / I-20 GREEN HIGH FLOW NOZZLE PERFORMANCE DATA

Nozzle	Pressure		Radius m	Flow		Precip mm/hr	
	bar	kPa		m ³ /hr	l/min	■	▲
10 Dk. Green	1.7	170	10.7	1.48	24.6	26	30
	2.0	200	11.9	1.60	26.7	23	26
	2.5	250	12.5	1.80	30.0	23	27
	3.0	300	12.8	2.01	33.5	25	28
	3.5	350	13.1	2.18	36.3	25	29
	4.0	400	13.7	2.34	39.0	25	29
4.5	450	14.0	2.49	41.5	25	29	
13 Dk. Green	1.7	170	11.0	1.91	31.9	32	37
	2.0	200	12.2	2.08	34.6	28	32
	2.5	250	12.8	2.34	38.9	29	33
	3.0	300	13.1	2.61	43.4	30	35
	3.5	350	13.4	2.83	47.1	31	36
	4.0	400	13.7	3.03	50.5	32	37
4.5	450	14.0	3.23	53.8	33	38	
6.0 LA Dk. Green	1.7	170	9.1	0.86	14.3	21	24
	2.0	200	9.4	0.94	15.6	21	24
	2.5	250	10.1	1.07	17.8	21	24
	3.0	300	10.7	1.20	20.0	21	24
	3.5	350	11.3	1.31	21.9	21	24
	4.0	400	11.6	1.42	23.6	21	24
4.5	450	11.9	1.52	25.3	21	25	
8.0 LA Dk. Green	1.7	170	10.1	1.17	19.5	23	27
	2.0	200	10.7	1.28	21.3	22	26
	2.5	250	11.3	1.44	24.0	23	26
	3.0	300	11.6	1.61	26.9	24	28
	3.5	350	11.9	1.76	29.3	25	29
	4.0	400	12.5	1.89	31.5	24	28
4.5	450	12.5	2.01	33.6	26	30	

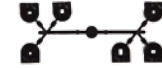
PGP ULTRA / I-20 / PRB BLACK SHORT RADIUS NOZZLE PERFORMANCE DATA

Nozzle	Pressure		Radius m	Flow		Precip mm/hr	
	bar	kPa		m ³ /hr	l/min	■	▲
.50 SR Black	1.7	170	4.9	0.07	1.2	6	7
	2.0	200	5.2	0.08	1.3	6	7
	2.5	250	5.2	0.09	1.5	7	8
	3.0	300	5.2	0.10	1.7	8	9
	3.5	350	5.5	0.12	1.9	8	9
	4.0	400	5.5	0.13	2.1	8	10
4.5	450	5.5	0.14	2.3	9	10	
1.0 SR Black	1.7	170	4.9	0.16	2.7	14	16
	2.0	200	5.2	0.17	2.9	13	15
	2.5	250	5.2	0.19	3.2	14	17
	3.0	300	5.2	0.21	3.6	16	18
	3.5	350	5.5	0.23	3.8	15	18
	4.0	400	5.5	0.25	4.1	16	19
4.5	450	5.5	0.26	4.3	17	20	
2.0 SR Black	1.7	170	4.9	0.28	4.7	24	27
	2.0	200	5.2	0.31	5.2	23	27
	2.5	250	5.2	0.36	6.0	27	31
	3.0	300	5.2	0.41	6.9	31	35
	3.5	350	5.5	0.45	7.6	30	35
	4.0	400	5.5	0.49	8.2	33	38
4.5	450	5.5	0.53	8.9	35	41	
.75 SR Black	1.7	170	6.7	0.12	2.0	5	6
	2.0	200	7.0	0.13	2.2	5	6
	2.5	250	7.0	0.15	2.4	6	7
	3.0	300	7.3	0.16	2.7	6	7
	3.5	350	7.6	0.17	2.9	6	7
	4.0	400	7.6	0.19	3.1	6	7
4.5	450	7.6	0.20	3.3	7	8	
1.5 SR Black	1.7	170	6.7	0.23	3.8	10	12
	2.0	200	7.0	0.25	4.1	10	12
	2.5	250	7.0	0.28	4.6	11	13
	3.0	300	7.3	0.31	5.2	12	13
	3.5	350	7.6	0.34	5.6	12	13
	4.0	400	7.6	0.36	6.0	12	14
4.5	450	7.6	0.39	6.4	13	15	
3.0 SR Black	1.7	170	6.7	0.53	8.9	24	27
	2.0	200	7.0	0.56	9.3	23	26
	2.5	250	7.0	0.60	10.0	24	28
	3.0	300	7.3	0.64	10.7	24	28
	3.5	350	7.6	0.67	11.2	23	27
	4.0	400	7.6	0.70	11.7	24	28
4.5	450	7.6	0.73	12.1	25	29	

PGP ULTRA / I-20 / PRB NOZZLES



Dk. Green High Flow (P/N 444800)



Black Short Radius (P/N 446100)




I-20 with Blue Standard Nozzle







Note:

All precipitation rates calculated for 180° operation. For the precipitation rate for a 360° sprinkler, divide by 2.





Convenient Nozzle Rack



PGP® ULTRA / I-20 / PRB MPR-25 NOZZLE PERFORMANCE DATA							
Nozzle	Pressure		Radius m	Flow		Precip mm/hr	
	bar	kPa		m ³ /hr	l/min	■	▲
90° 	1.7	170	7.0	0.17	3.0	13.7	15.8
	2.4	240	7.3	0.20	3.6	14.9	17.3
	3.1	310	7.6	0.23	3.6	15.6	18.1
	3.8	380	7.6	0.25	4.2	17.4	20.1
	4.5	450	7.6	0.27	4.8	18.9	21.9
120° 	1.7	170	7.0	0.23	3.6	13.9	16.0
	2.4	240	7.3	0.27	4.8	15.4	17.8
	3.1	310	7.6	0.31	5.4	16.2	18.7
	3.8	380	7.6	0.35	6.0	18.0	20.7
	4.5	450	7.6	0.38	6.6	19.6	22.6
180° 	1.7	170	7.0	0.33	5.4	13.3	15.4
	2.4	240	7.3	0.39	6.6	14.7	17.0
	3.1	310	7.6	0.45	7.2	15.5	17.9
	3.8	380	7.6	0.50	8.4	17.3	20.0
	4.5	450	7.6	0.55	9.0	18.9	21.8
360° 	1.7	170	7.0	0.63	10.8	12.8	14.8
	2.4	240	7.3	0.76	12.6	14.2	16.4
	3.1	310	7.6	0.87	14.4	14.9	17.3
	3.8	380	7.6	0.97	16.2	16.6	19.2
	4.5	450	7.6	1.05	17.4	18.1	20.9





MPR-25 NOZZLE



PGP ULTRA / I-20 / PRB MPR-35 NOZZLE PERFORMANCE DATA							
Nozzle	Pressure		Radius m	Flow		Precip mm/hr	
	bar	kPa		m ³ /hr	l/min	■	▲
90° 	1.7	170	9.8	0.32	5.4	13.4	15.4
	2.4	240	10.4	0.38	6.6	14.1	16.3
	3.1	310	10.7	0.44	7.2	15.3	17.7
	3.8	380	10.7	0.48	7.8	17.0	19.6
	4.5	450	10.7	0.52	9.0	18.4	21.3
120° 	1.7	170	9.8	0.40	6.6	12.7	14.6
	2.4	240	10.4	0.49	8.4	13.6	15.8
	3.1	310	10.7	0.56	9.6	14.7	17.0
	3.8	380	10.7	0.62	10.2	16.4	18.9
	4.5	450	10.7	0.68	11.4	17.9	20.7
180° 	1.7	170	9.8	0.62	10.2	13.1	15.2
	2.4	240	10.4	0.76	12.6	14.1	16.3
	3.1	310	10.7	0.87	14.4	15.2	17.6
	3.8	380	10.7	0.96	16.2	16.9	19.5
	4.5	450	10.7	1.05	17.4	18.4	21.3
360° 	1.7	170	9.8	1.22	20.4	12.8	14.8
	2.4	240	10.4	1.50	25.2	14.0	16.2
	3.1	310	10.7	1.72	28.8	15.1	17.5
	3.8	380	10.7	1.91	31.8	16.8	19.4
	4.5	450	10.7	2.09	34.8	18.3	21.2

MPR-35 NOZZLE



PGP ULTRA / I-20 / PRB MPR-30 NOZZLE PERFORMANCE DATA							
Nozzle	Pressure		Radius m	Flow		Precip mm/hr	
	bar	kPa		m ³ /hr	l/min	■	▲
90° 	1.7	170	8.8	0.23	3.6	12.0	13.8
	2.4	240	9.1	0.28	4.8	13.4	15.4
	3.1	310	9.1	0.32	5.4	15.2	17.6
	3.8	380	9.1	0.35	6.0	17.0	19.6
	4.5	450	9.1	0.38	6.6	18.4	21.2
120° 	1.7	170	8.8	0.30	4.8	11.7	13.5
	2.4	240	9.1	0.37	6.0	13.2	15.2
	3.1	310	9.1	0.42	7.2	15.1	17.4
	3.8	380	9.1	0.47	7.8	16.8	19.4
	4.5	450	9.1	0.51	8.4	18.3	21.1
180° 	1.7	170	8.8	0.49	8.4	12.5	14.4
	2.4	240	9.1	0.59	9.6	14.1	16.2
	3.1	310	9.1	0.67	11.4	16.1	18.6
	3.8	380	9.1	0.75	12.6	17.9	20.7
	4.5	450	9.1	0.82	13.8	19.6	22.6
360° 	1.7	170	8.8	0.96	16.2	12.3	14.2
	2.4	240	9.1	1.15	19.2	13.8	15.9
	3.1	310	9.1	1.31	21.6	15.7	18.1
	3.8	380	9.1	1.45	24.0	17.4	20.0
	4.5	450	9.1	1.57	26.4	18.8	21.7

MPR-30 NOZZLE



Note:

All precipitation rates calculated for 180 degree operation. For the precipitation rate for a 360 degree sprinkler, divide by 2.